

Motorola Devour™ with MotoBlur™ Software Upgrade Instructions



Overview

Here are a few hints to make the download and install process quick and easy:

- It will take you approximately 3 to 15 minutes to download the software, depending on network conditions.
- Once you download the software, the next step is to install it onto the device. Installation should take up to 2-4 additional minutes. Keep in mind that during the installation you will be unable to make or receive calls, including emergency calls.

The download options are:

1. Server Initiated
2. User Initiated

Server Initiated Software Update

This software update package is downloaded without user initiation or action. Once the update has been downloaded, you will see the System Update notice.

You can:

1. Install now
2. If no user action, update automatically begins after 3 minutes.

- Tap “Download” to receive the update package



NOTE: If there is no user interaction, then download starts after 3 minutes automatically.

Motorola Devour™ with MotoBlur™ Software Upgrade Instructions



If you prefer to download the update over WiFi, click Cancel, switch to WiFi and then go to Menu > Settings > About phone > System Update for manual update.



– Tap “Download” then “Install Now” to begin the install process.

You will then see the following:

- 1) Reboot and go to “Recovery” screen which shows a progress bar and an exclamation point icon.
- 2) Progress bar completes and phone reboots a second time.
- 3) Phone reboots a final time and boots to IDLE normally.



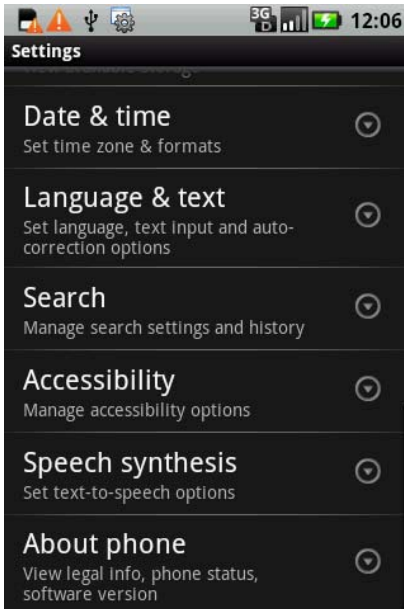
Motorola Devour™ with MotoBlur™ Software Upgrade Instructions



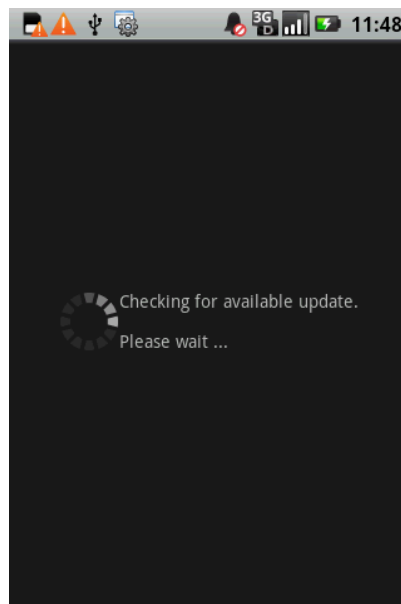
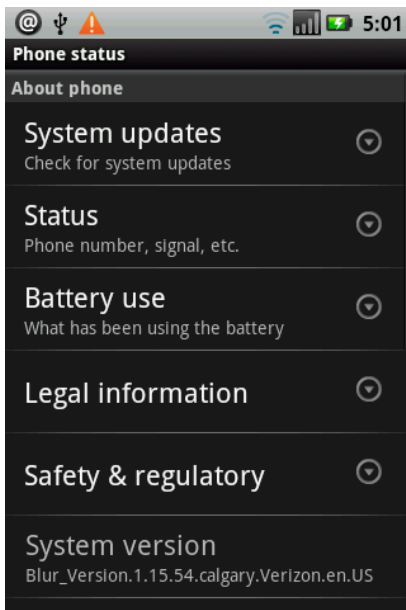
User Initiated Update

If you choose not to wait for the server initiated update, and would like to upgrade now, please follow these instructions:

- Tap Menu > Settings > About Phone



- Tap System Updates



Motorola Devour™ with MotoBlur™ Software Upgrade Instructions



- Click “Download” to receive the update package



NOTE: If there is no user interaction, then download starts after 3 minutes automatically.

If you prefer to download the update over WiFi, click Cancel, switch to WiFi and then go to Menu > Settings > About phone > System Update for manual update.

- Click “Install Now” to begin the install process.



Motorola Devour™ with MotoBlur™ Software Upgrade Instructions



You will then see the following:

- 1) Reboot and go to "Recovery" screen which shows a progress bar and an exclamation point icon.
- 2) Progress bar completes and phone reboots a second time.
- 3) Phone reboots a final time and boots to IDLE normally.

